

1) Visit:- [www.stxaviercollegespt.ac.in](http://www.stxaviercollegespt.ac.in)

<Home> <Student Corner> <Scholarship>

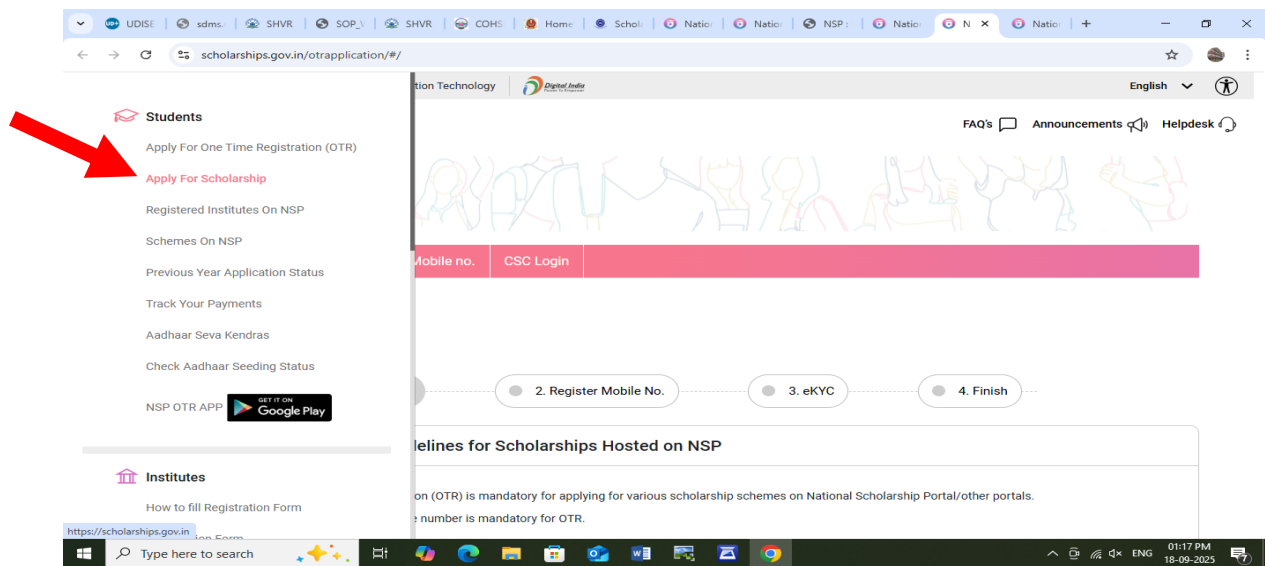
The screenshot shows the website of St Xavier's College, Maram Khunou, Senapati, affiliated to Manipur University. The navigation bar includes links for Home, About, Academics, Student Corner, Admission, Notification, Library, Accreditation, Facilities, Gallery, Staffs, and Contact Us. A banner at the top mentions 'Secondary Students on 3rd July 2025'. The 'Student Corner' menu is open, showing options like Diversity of the Students, Student's Union, Student Support Facilities, Feedback, Mentorship, Guidance, Scholarship, Fellowship/Stipend, Awards and Recognition, and Refund Policy. The 'Scholarship' section is highlighted, featuring a pink box with the title 'NATIONAL SCHOLARSHIP PORTAL 2025-26'. Inside this box, there are four links: 'Apply For One Time Registration (OTR) Click Here', 'Apply For Scholarship Click Here', 'Schemes On NSP (National Scholarship Portal) Last Date Click Here', and two 'Download' links for NSP OTR and AADHAR Face RD applications from Google Playstore.

2) click OTR link for one time registration, for those students who haven't registered.

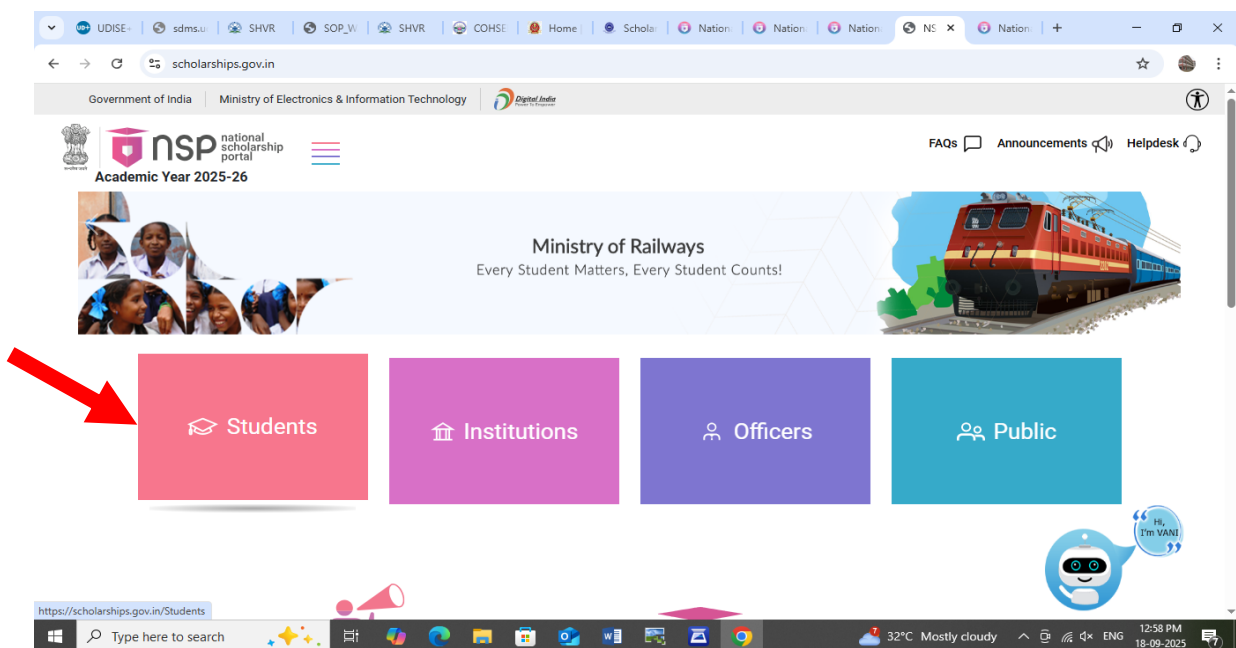
After registration press the four lines.

The screenshot shows the National Scholarship Portal (NSP) website. The header includes the Government of India, Ministry of Electronics & Information Technology, and the NSP logo. The main heading is 'Students'. Below this, there are four buttons: 'Login', 'Register', 'Change Mobile no.', and 'CSC Login'. A red arrow points to the 'Register' button. The 'Register' section is active, showing a progress bar with four steps: 1. Guidelines, 2. Register Mobile No., 3. eKYC, and 4. Finish. The '2. Register Mobile No.' step is currently selected. Below this, there is a form with a 'Mobile Number\*' field and a 'Get OTP' button. A 'Note:-' section provides instructions for registration.

### 3) On pressing the four lines, list as follows will pop up press <the Apply For Scholarship>



### 4) Link will take to the next page where press the <Students>



## 5) <Apply for scholarship> press <login>

**NSP national scholarship portal**  
Academic Year 2025-26

FAQs Announcements Helpdesk

### Announcements

Portal is now open for Academic Year 2025-26 to receive applications for both Pre/Post Matric and Top Class schemes of all Ministries/Departments.

The students can now start registering in the portal to get their One Time Registration(OTR) numbers.

[View all](#)

### OTR

One Time Registration (OTR) is a unique 14-digit number issued based on the Aadhaar/Aadhaar Enrolment ID (EID) and is applicable for the entire academic career of the student.

OTR is required to apply for scholarship on National Scholarship Portal.

[Login](#)

### Apply For Scholarship

Login with your OTR ID and PASSWORD to fill and check status of your Fresh and Renewal Scholarship application form AY 2024-25 onwards.

[Login](#)

Happy to Assist

<https://scholarships.gov.in/ApplicationForm/>

## 6) Login with Aadhaar, make sure you have the mobile link to it active, for otp. Or login with OTR.

**NSP national scholarship portal**

Helpdesk

← Login Register Know your OTR FAQ's Grievance

### Application Login

New user? [Register yourself](#)

[Login with Aadhaar](#) Login with OTR

Aadhaar No.\*

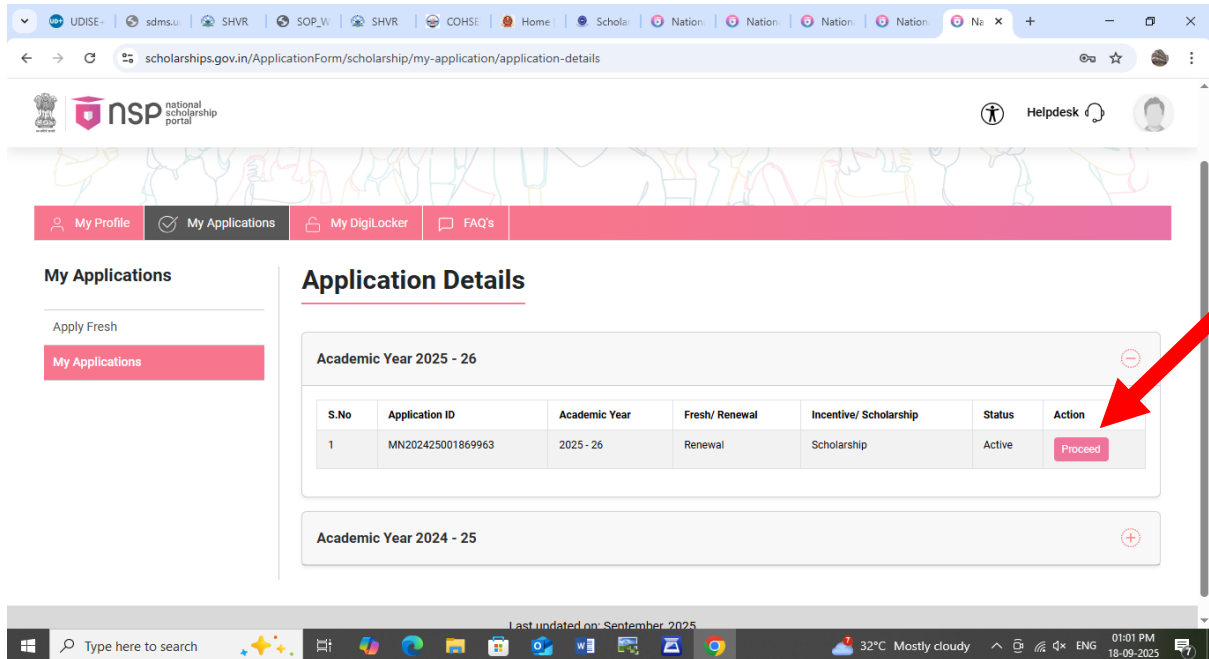
Enter your Aadhaar No

Enter OTP \*

### Student Login Tips

1. Student/ Parent/ Legal guardian must read the instructions carefully before registration.
2. Student/ Parent/ Legal guardian is advised to fill all the required details carefully and check properly before submission as correction/editing will not be allowed after submission.
3. Any wrong/ false information may lead to rejection.
4. Enter correct OTR number as provided during registration. The unique identifier helps to verify identity and track application progress.
5. Keep your password confidential and avoid sharing it with anyone to protect your account security.
6. In case you forget your password, utilize the Forgot Password option to reset it.

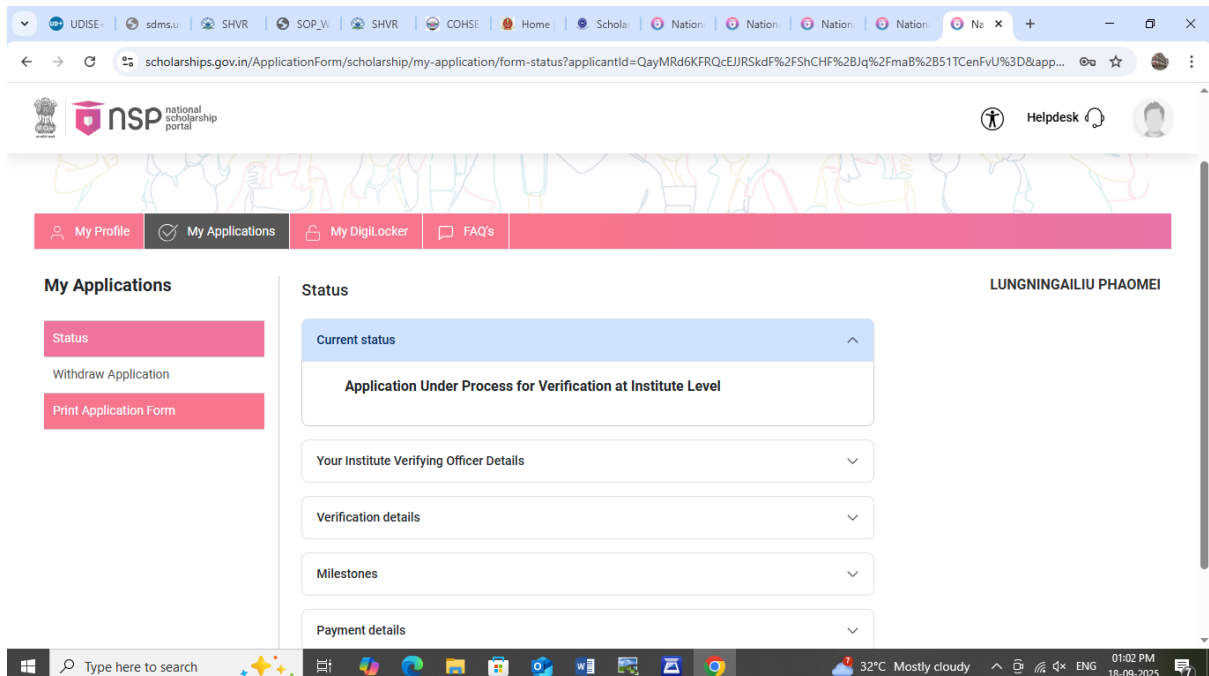
7) Once login, for fresh students “Apply Fresh” and for renewal, renew by pressing Proceed.



The screenshot shows the NSP Application Details page. The page has a header with the NSP logo and navigation links. The main content area is titled "Application Details" and shows a table of applications for Academic Year 2025-26. A red arrow points to the "Proceed" button in the "Action" column for the first application.

S.No	Application ID	Academic Year	Fresh/ Renewal	Incentive/ Scholarship	Status	Action
1	MN202425001869963	2025 - 26	Renewal	Scholarship	Active	Proceed

8) Once the application is completed and submitted, print the application form, you can checked the current status of your application.



The screenshot shows the NSP Application Status page. The page has a header with the NSP logo and navigation links. The main content area is titled "Status" and shows the current status of the application as "Application Under Process for Verification at Institute Level".

**Current status**

**Application Under Process for Verification at Institute Level**

Your Institute Verifying Officer Details

Verification details




Milestones

Payment details

9) Print the Application form and submit it to the institution for verification, along with the Xerox copies of the uploaded documents.

UDISE+ | sdms.u | SHVR | SOP\_W | SHVR | COHSE | Home | Schola | Nation | Nation | Nation | Nation | Na x +

scholarships.gov.in/ApplicationForm/scholarship/my-application/print-scholarship-form?applicantId=QayMRd6KFRQcEJRSkdF%2FShCHF%2BJq%2FmaB%2B51TCenFvU...

 **nsp** national scholarship portal  Helpdesk 

**My Applications**

Status

Withdraw Application

**Print Application Form**

<https://scholarships.gov.in/ApplicationForm/>

**NATIONAL SCHOLARSHIPS PORTAL 2.0 ( Renewal - 2025 - 26 )**

**BASIC DETAILS**

Application ID	MN202425001869963	Registration Date	13-09-2025 14:07:01
Applied for Scheme	POST MATRIC SCHOLARSHIP FOR ST STUDENTS-MANIPUR		
State of Domicile	Manipur	Scholarship Category	Post Matric/Top Class/MCM
Name of Student	Lungningailu Phaomei	Date of Birth (DD-MM-YYYY)	18-12-2003
Gender	Female	Marital Status	Un Married
Community/ Category	ST	Religion	Christian
Parent's Profession	Others	Annual Family Income	₹ 90000
Father's Name	Ngamainlung Phaomei	Mother's Name	Jugulliu Phaomei
Email ID		Mobile Number	8132934269
Aadhaar Detail	Aadhaar-Self	Divyangjan	No
Single Girl Child	No		

**ACADEMIC DETAILS**

32°C Mostly cloudy 01:02 PM 18-09-2025